

**Light efficiency:**

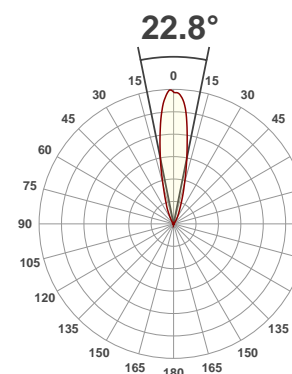
**23 Lumen/Watt**

**Light quality:**

**CRI: 68.8**

**Color temperature:**

**6653 K**



**Product name:**

**ZCL 360 Bar**

**Test:**

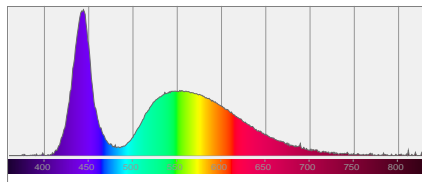
**Zoom 50% White**

**Date:**

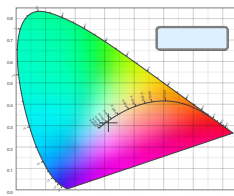
**7/10/2017**

**Output: 3209 lm Power consumption: 139 W Peak: 13198 cd**

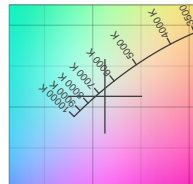
**Spectral distribution**



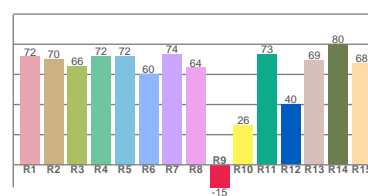
**Color coordinates**



**Zoom color point**

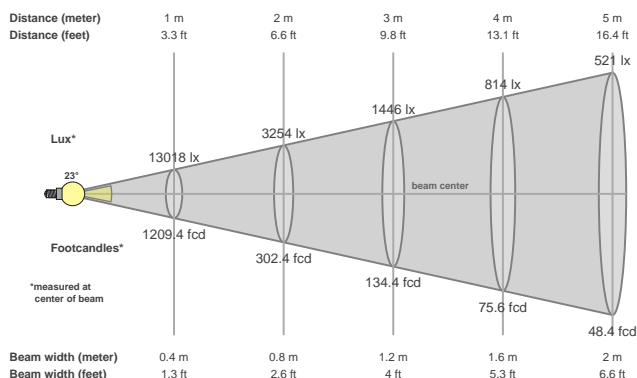


**CRI R values**



Color temperature	Color rendering index	Red component	Color fidelity	Color gamut	Color quality scale	Color coordinate cie 1931	Color coordinate cie 1931	Color coordinate	Color coordinate	Color divition from black body
CCT	CRI	CRI R9	TM30 Rf	TM30 Rg	CQS	x	y	u	v	Δuv
6653 K	68.8	-15.0	61.5	97.6	65.8	0.313	0.313	0.204	0.306	0.0084

**Beam details**



**Beam angles**

Beam angle 50%	Field angle 10%	Cutoff angle 2,5%
22.8°	48.3°	70.7°

**Beam intensities**

Peak intensity	Int. ratio in 120° cone	Int. ratio in 90° cone
13198 cd	1.0%	0.9%

**Power**

Power	Power factor	Power frequency
139 W	0.98	60.1 Hz

Nominal voltage	Voltage	Current
230 V	112 V	1.26 A

**Beam intensities from 1-20m**

1m	2m	3m	4m	5m	6m	7m	8m	9m	10m	11m	12m	13m	14m	15m	16m	17m	18m	19m	20m
3.3ft	6.6ft	9.8ft	13.1ft	16.4ft	19.7ft	23ft	26.2ft	29.5ft	32.8ft	36.1ft	39.4ft	42.7ft	45.9ft	49.2ft	52.5ft	55.8ft	59.1ft	62.3ft	65.6ft
13018lx	3254lx	1446lx	814lx	521lx	362lx	266lx	203lx	161lx	130lx	108lx	90lx	77lx	66lx	58lx	51lx	45lx	40lx	36lx	33lx
1209.4fcd	302.4fcd	134.4fcd	75.6fcd	48.4fcd	33.6fcd	24.7fcd	18.9fcd	14.9fcd	12.1fcd	10fcd	8.4fcd	7.2fcd	6.2fcd	5.4fcd	4.7fcd	4.2fcd	3.7fcd	3.4fcd	3fcd